



US00D601450S

(12) **United States Design Patent**  
**Long**

(10) **Patent No.:** **US D601,450 S**

(45) **Date of Patent:** **\*\* Oct. 6, 2009**

(54) **DOUBLE-SIDED ORNAMENT WREATH**

(76) Inventor: **Chantou Long**, 4138 46th St.,  
Apartment 3, San Diego, CA (US) 92115

(\*\*) Term: **14 Years**

(21) Appl. No.: **29/294,238**

(22) Filed: **Dec. 27, 2007**

(51) **LOC (9) Cl.** ..... **11-04**

(52) **U.S. Cl.** ..... **D11/120; D11/117; D11/119**

(58) **Field of Classification Search** ..... D11/117,  
D11/119, 120, 121, 124, 125, 127, 128, 131,  
D11/132, 133, 134, 157, 158; 428/7, 8, 9,  
428/10, 11, 17, 21, 22, 23, 24

See application file for complete search history.

(56) **References Cited**

**U.S. PATENT DOCUMENTS**

1,158,076	A	*	10/1915	Fowler	.....	428/10
D84,281	S	*	6/1931	Frei, Jr.	.....	D11/120
D131,222	S	*	1/1942	Kelman	.....	D11/120
2,784,512	A	*	3/1957	Goodwin	.....	428/8
2,800,187	A	*	7/1957	Lehder	.....	169/26
3,046,685	A	*	7/1962	Blum	.....	428/11
D206,124	S	*	11/1966	Burnbaum	.....	D11/120
3,829,348	A	*	8/1974	Speigel	.....	428/11
4,358,487	A	*	11/1982	Walker	.....	428/11

4,968,541	A	*	11/1990	McCroly	.....	428/9
5,116,648	A	*	5/1992	Martin et al.	.....	428/7
D337,548	S	*	7/1993	Winkelman	.....	D11/117
D356,280	S	*	3/1995	Ruff	.....	D11/119
D356,752	S	*	3/1995	Ritter	.....	D11/120
D402,774	S	*	12/1998	Segal	.....	D26/25
D406,078	S	*	2/1999	Rauch et al.	.....	D11/120
D434,695	S	*	12/2000	Boccardi	.....	D11/120
D437,252	S	*	2/2001	Schultz	.....	D11/120

\* cited by examiner

*Primary Examiner*—Stella M. Reid

*Assistant Examiner*—Elizabeth J Oswecki

(74) *Attorney, Agent, or Firm*—Steins & Associates, P.C.


(57) **CLAIM**

The ornamental design for a double sided ornament wreath, as shown and described.

**DESCRIPTION**

FIG. 1 is a front perspective view of a double sided ornament wreath showing my new design;  
 FIG. 2 is a front elevation view thereof;  
 FIG. 3 is a back elevation view thereof;  
 FIG. 4 is a top plan view thereof; and,  
 FIG. 5 is a side elevation view thereof.

**1 Claim, 4 Drawing Sheets**






FIG. 1




FIG. 2




FIG. 3

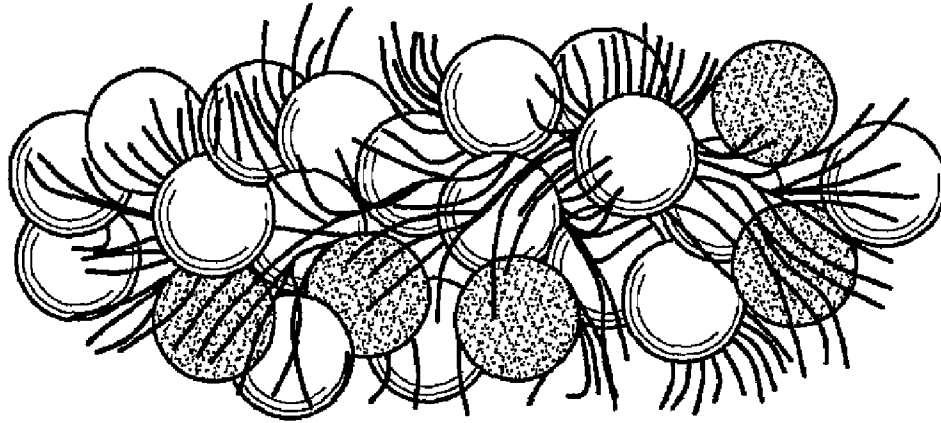


FIG. 4




FIG. 5