



US00D544386S

(12) **United States Design Patent**
Hamilton

(10) **Patent No.:** **US D544,386 S**

(45) **Date of Patent:** **** Jun. 12, 2007**

(54) **DETACHABLE CLEARANCE WAND**

2006/0138002 A1* 6/2006 Gillissie et al. 206/361

(75) Inventor: **David Hamilton**, San Diego, CA (US)

OTHER PUBLICATIONS

(73) Assignee: **DC2 Enterprises, LLC**, San Diego, CA (US)

Plunger arrow from oldbow.com website, dated 2004 via Internet Archive. http://web.archive.org/web/20040205034131/oldbow.com/plunger_arrow_details_back.htm*

(**) Term: **14 Years**

* cited by examiner

(21) Appl. No.: **29/233,609**

Primary Examiner—Robert M. Spear

Assistant Examiner—George D. Kirschbaum, Jr.

(22) Filed: **Jul. 6, 2005**

(74) *Attorney, Agent, or Firm*—Steins & Associates, P.C.

(51) **LOC (8) Cl.** **10-05**

(57) **CLAIM**

(52) **U.S. Cl.** **D10/110**

(58) **Field of Classification Search** D10/104–121,
D10/110; D21/301; 473/574; 16/84; 248/205.5;
D26/28; 206/361; 343/900

What is claimed is the ornamental design for a detachable clearance wand, as shown and described.

See application file for complete search history.

DESCRIPTION

(56) **References Cited**

FIG. 1 is a perspective view of the detachable clearance wand;

U.S. PATENT DOCUMENTS

FIG. 2 is a top view of the detachable clearance wand;

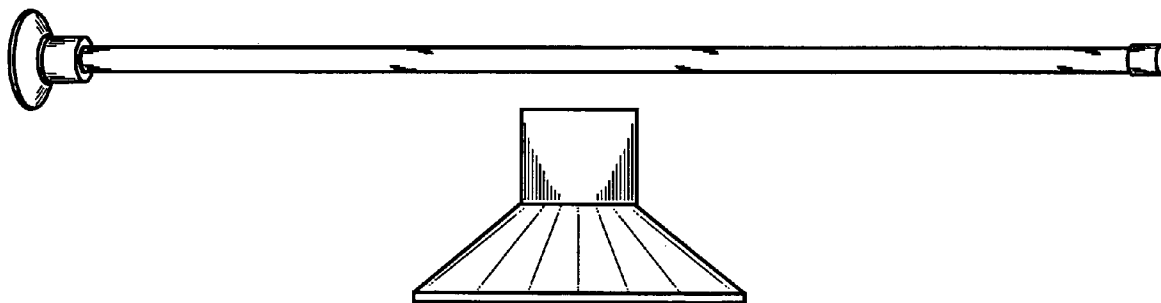
735,415	A *	8/1903	Schrodel	473/574
D358,110	S *	5/1995	Gross	D10/110
D359,252	S *	6/1995	Wilkes et al.	D10/110
D390,491	S *	2/1998	Athanasίου	D10/109
D399,158	S *	10/1998	Truax	D10/113
D426,005	S *	5/2000	Reniger et al.	D26/28
6,213,047	B1	4/2001	Means et al.	116/28 R
6,318,685	B1 *	11/2001	Huber	248/205.5
D474,291	S *	5/2003	Pfeiffer et al.	D26/28
6,644,235	B2	11/2003	Haynes	116/28 R
7,053,860	B1 *	5/2006	Guo	343/900

FIG. 3 is a bottom view of the detachable clearance wand;

FIG. 4 is a top view of the Suction Base Member of the detachable clearance wand shown with the wand removed for clarity of disclosure; and,

FIG. 5 is a side view of the Suction Base Member of the detachable clearance wand shown with the wand removed for clarity of disclosure.

1 Claim, 3 Drawing Sheets



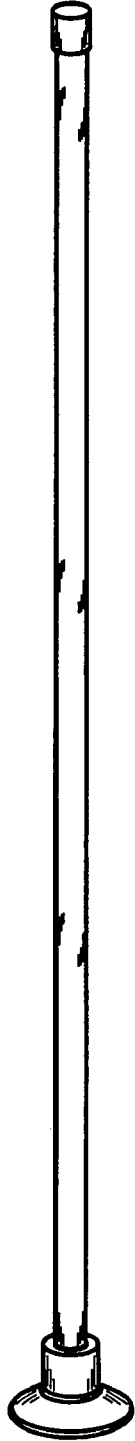


FIGURE 1

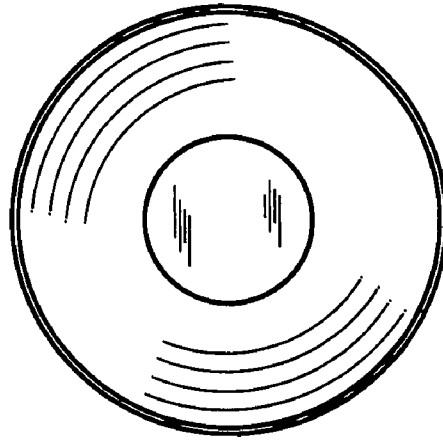


FIGURE 2

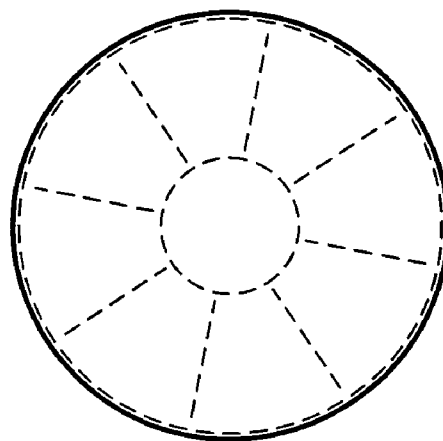


FIGURE 3

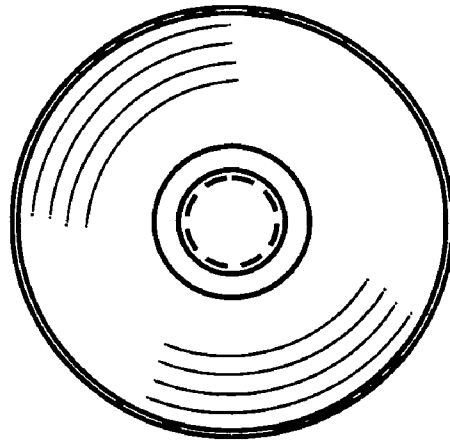


FIGURE 4

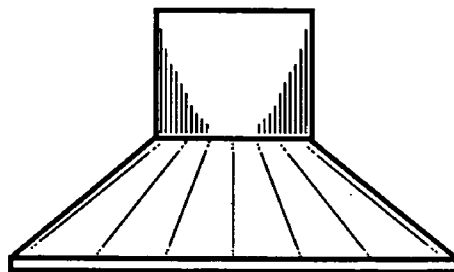


FIGURE 5